

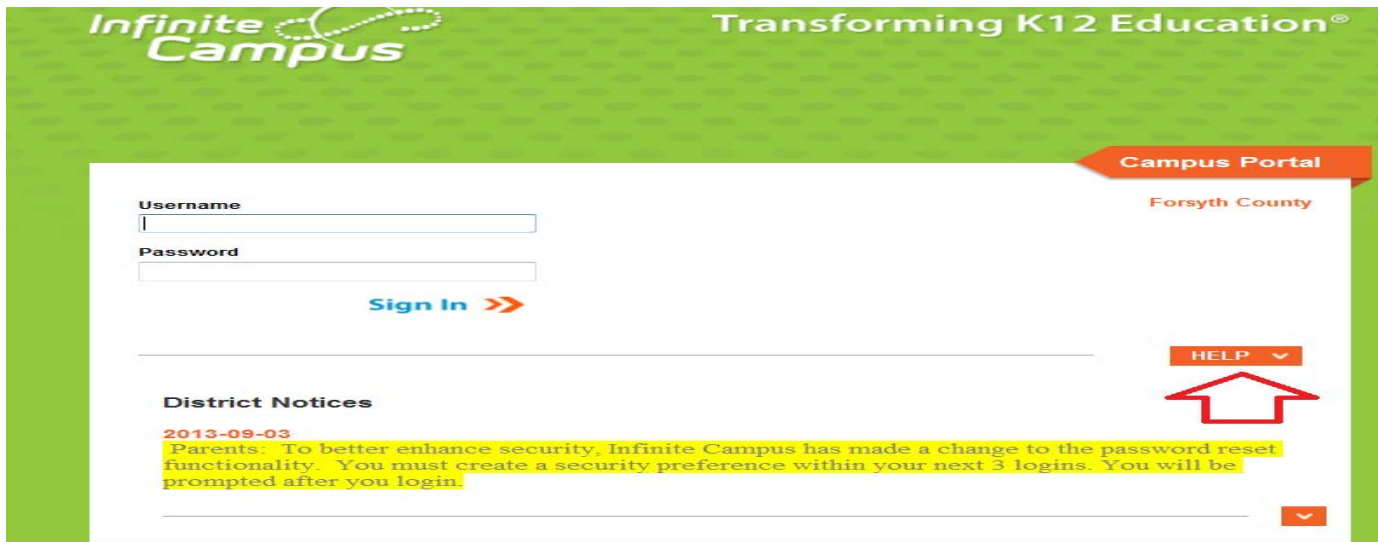
Parent Portal Instructions

To access Parent Portal, please go to: www.forsyth.k12.ga.us
Click on Parent Portal under Quick Links

Parent Portal Webpage

If you do not have a **Parent Portal** account, you must go to your child's school or the Almon C. Hill Educational Center with your picture identification to obtain your Activation Key.

Once you have the Activation Key, click .



Infinite Campus Transforming K12 Education®

Campus Portal
Forsyth County

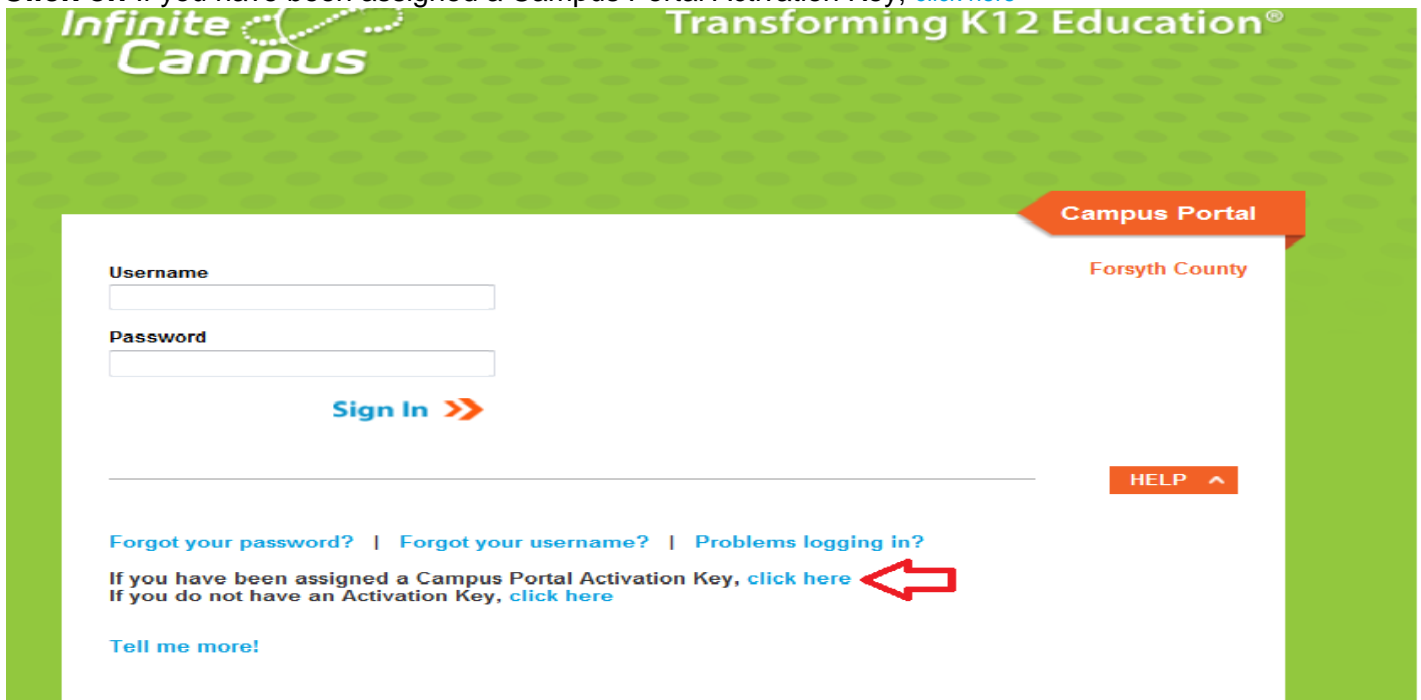
Username
Password

Sign In >>

District Notices
2013-09-03
Parents: To better enhance security, Infinite Campus has made a change to the password reset functionality. You must create a security preference within your next 3 logins. You will be prompted after you login.

HELP ▾

Click on If you have been assigned a Campus Portal Activation Key, [click here](#)



Infinite Campus Transforming K12 Education®

Campus Portal
Forsyth County

Username
Password


Sign In >>

[Forgot your password?](#) | [Forgot your username?](#) | [Problems logging in?](#)

If you have been assigned a Campus Portal Activation Key, [click here](#)
If you do not have an Activation Key, [click here](#)

[Tell me more!](#)

Enter your Activation Key and click submit.

Transforming K12 Education®

Campus Portal

Forsyth County

Activating your Campus Portal account

Activating your Campus Portal parent portal account is easy. All you need is your Campus Portal Activation Key sent to you by your child's school.

Activation Key

{ - - - - }

Submit


In English | En Español | 中文简体 | 中文繁體

©2003-2012 Infinite Campus, Inc.
www.infinitecampus.com

You will then be directed to enter a username and password, which can be anything of your choosing. For Example:

For Jane Doe, username = JaneDoe and password = testing1234(no spaces)

NOTE: Password must be 8 characters and contain a number or symbol.

Transforming K12 Education®

Campus Portal

Forsyth County

Campus Portal account creation successful!

Welcome **Jane Doe**, you are now ready to create your Campus Portal account. You must enter a user name and password that you will use to access Campus Portal in the future.

User Name

Password

0%


Verify Password

Create Account

In English | En Español | 中文简体 | 中文繁體

©2003-2012 Infinite Campus, Inc.
www.infinitecampus.com

Click Create Account.



Campus Portal

Campus Portal account creation

Forsyth County

Congratulations! You have successfully created your Campus Portal account. [Click here](#) to enter Campus Portal login page.

In English | En Español | 中文简体 | 中文繁體

©2003-2012 Infinite Campus, Inc.
www.infinitecampus.com

Click Yes on this screen.



Security Preferences

Update Your Security Preferences

To better protect your privacy and security, going forward all users will be required to add additional security preferences when registering a new account or logging into an existing account. Security preferences are another layer of protection for your account and will allow you to reset your password should you ever need to. Users can log in up to three times before these settings will be required.

Would you like to update your security preferences now?

Yes >>> Not Now X

©2003-2013 Infinite Campus, Inc.
www.infinitecampus.com

Read instructions, then click to close.

User Settings

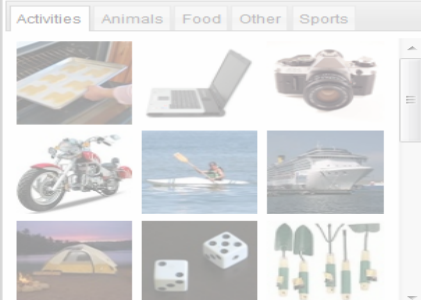
Set User Account Recovery Email

Enter your email address.

Email

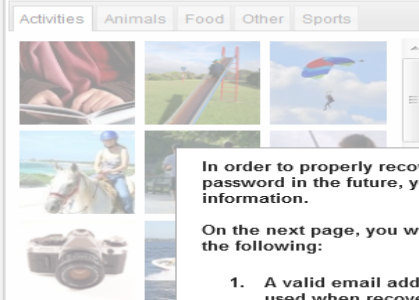
Set User Preferences ?

Likes



You have selected 0 of 8 likes

Dislikes



You have selected

AND

In order to properly recover your username or reset your password in the future, you must enter the following information.

On the next page, you will be required to enter each of the following:

1. A valid email address. This email address will be used when recovering your username or resetting your password.
2. Eight Like and eight Dislike images.
3. Your current Campus password.

It is important you select Like and Dislike images which have personal meaning to you. You will need to identify some of these images to prove your identity during the password reset process.

You can update your Like and Dislike images, email address, and password any time after they are initially saved.

click to close

1. Enter your Email Address
2. Click on 8 images you like
3. Click on 8 images you dislike.
4. Enter your Parent Portal Password
5. Click save changes

User Settings

Set User Account Recovery Email

Enter your email address.

Email registration@forsyth.K12.ga.us

Set User Preferences ?

Likes



You have selected 8 of 8 likes

AND

Dislikes

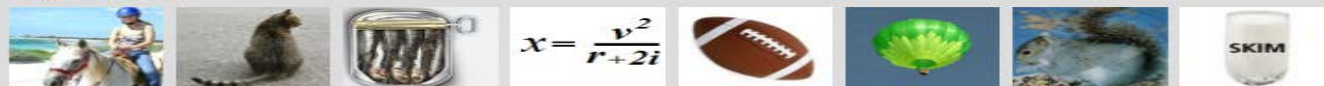


You have selected 8 of 8 dislikes

Your Likes



Your Dislikes



Click any image to deselect it

Save Changes

Enter your current password to save any changes to your user account settings.


Current Password

.....

Save Changes

Cancel

Enter your User Name and Password and click Sign In to access your account.



Campus Portal

Forsyth County


Username

Password

Sign In >>

HELP ^

Select student that you wish to view (if you have more than one student enrolled). Click on Select a Student and click on student's name.




Campus Portal

SELECT A STUDENT ▼


- James S. Doe
- Steven Doe

Welcome Jane Doe

Sign Out




The student that you selected will appear on your screen.



James Smith Doe
12-13 South Forsyth High School
Student Number: 116813
Grade: 11

Welcome Jane Doe [Sign Out](#)



James

Calendar >

Schedule >

Attendance >

Grades >

Behavior >

Health >

Assessment >

Transportation >

Fees >

Reports >

Demographics >

Family

Messages **NEW**

Household Information >

Family Members >

User Account

Account Management >

Contact Preferences >

Access Log >

Forsyth County

South Forsyth High School

District Notices - 5 messages (5 new)

[02/28/2012] **NEW**

Android Users -- Mobile Portal is now available for download in the Android Market.
Launch the App and Enter in the District ID

Select Settings.

Enter your District ID: **NMPXCZ**

Select Go.

[09/08/2011] **NEW**

Parents, please verify your email address by clicking on Contact Preferences.

[08/01/2011] **NEW**

Please click here for Transportation Request forms.

[02/08/2011] **NEW**

REMINDER : If you have not submitted a copy of your student's Social Security card to school officials, your student will NOT be HOPE eligible.

[10/14/2008] **NEW**

Click to access ANGEL.

School Notices - 0 messages

Inbox - 0 messages


Available on the App Store

GET IT ON Google play

Available on amazon appstore for Android


To update contact information for a student:

Select Family Members on the left hand side of the screen to update information for people that reside in your household. Click on update to update contact information.



James Smith Doe
12-13 South Forsyth High School
Student Number: 116813
Grade: 11

Welcome Jane Doe [Sign Out](#)



James

Calendar >

Schedule >

Attendance >

Grades >

Behavior >

Health >

Assessment >

Transportation >

Fees >

Reports >

Demographics >

Family

Messages >

Household Information >

Family Members

User Account

Account Management >

Contact Preferences >

Access Log >

Forsyth County

South Forsyth High School

Family Members

Documentation must be provided to your child's school in order to add/remove a guardian or guardian designation.

Household: Doe

Jane Doe

Cell Phone : (770)555-5555

Work Phone : (770)887-2461x312252

Update

Other Phone : (678)555-5555

Email : testing1234@forsyth.K12.ga.us

Jane's Relationships

Name	Relationship with Jane	Contact Order	Guardian	
John Doe	Spouse		No	Update
James Smith Doe	Mother/Son		Yes	Update

John Doe

Cell Phone :

Work Phone :

Update

Other Phone :

Email :

John's Relationships

Name	Relationship with John	Contact Order	Guardian	
Jane Doe	Spouse		No	Update
James Smith Doe	Father/Son		Yes	Update

James Smith Doe

Cell Phone :

Work Phone :

Update

Other Phone :

Email :

James's Relationships

Name	Relationship with James	Contact Order	Guardian	
Jane Doe	Mother/Son		Yes	Update
John Doe	Father/Son		Yes	Update

Select Demographics on the left hand side of the screen to update information for people that are Non-Household Contact for your child.

Click on update to update contact information for a contact.

- The screen below will appear when you click on update.

Update Contact for James Smith Doe

<

Click on Add Contact to add a contact for your child.

- The screen below will appear when you click on add contact.

Add Contact for James Smith Doe

* Denotes Required Field

* First Name:

Middle Name:

* Gender:

Cell Phone :

Other Phone :

* Relationship between this person and James :

Is this person a Legal Guardian to James?

No

Comments:

* Last Name:

Suffix:

Email Address:

Work Phone :

Contact Order:

Send Update

Cancel

To set you messenger preferences. Click on Contact Preferences. Check which messages you would like to receive and how you would like to receive them.

James Smith Doe

Welcome John Doe

Sign Out

13-14 Lakeside Middle School

Student Number: 124198

Grade: 07

Infinite Campus

James

Calendar

Schedule

Attendance

Grades

Behavior

Health

Assessment

Transportation

Fees

Reports

Demographics

Family

Messages

Household Information

Family Members

User Account

Account Management

Contact Preferences

Forsyth County

Lakeside Middle School

Message Contact Preferences

Email Address:

Secondary Email Address:

Instructions:

For each type of message (Emergency, Attendance, Behavior, General Notification, Priority Notification, Teacher) select how you prefer to receive that message.

You may select to receive a message on more than one device.

To change or add a phone number you will need to contact your school's administrative offices.

Please check the Text(SMS) check box if you would like to receive text messages sent by the school.

If Text (SMS) option is enabled message and data rates may apply. Charges are dependent on your service plan which may include fees from your carrier to send and receive these text (SMS) messages.

To opt out uncheck the text (SMS) box anytime.

For support contact your district.

		Emergency	Attendance	Behavior	General Notification	Priority Notification	Teacher
Household Phone (678)555-5555	Voice	<input checked="" type="checkbox"/>	<input type="checkbox"/>	<input type="checkbox"/>	<input type="checkbox"/>	<input type="checkbox"/>	<input type="checkbox"/>
	Text (SMS)	<input type="checkbox"/>	<input type="checkbox"/>	<input type="checkbox"/>	<input type="checkbox"/>	<input type="checkbox"/>	<input type="checkbox"/>
Cell Phone (123)456-7890	Voice	<input type="checkbox"/>	<input type="checkbox"/>	<input type="checkbox"/>	<input type="checkbox"/>	<input type="checkbox"/>	<input type="checkbox"/>
	Text (SMS)	<input type="checkbox"/>	<input type="checkbox"/>	<input type="checkbox"/>	<input type="checkbox"/>	<input type="checkbox"/>	<input type="checkbox"/>
Other Phone (678)555-5555	Voice	<input type="checkbox"/>	<input type="checkbox"/>	<input type="checkbox"/>	<input type="checkbox"/>	<input type="checkbox"/>	<input type="checkbox"/>
	Text (SMS)	<input type="checkbox"/>	<input type="checkbox"/>	<input type="checkbox"/>	<input type="checkbox"/>	<input type="checkbox"/>	<input type="checkbox"/>

† Your district may send some communications in languages other than English, if you prefer to be contacted in a another language please specify your preferred language.

Preferred Language

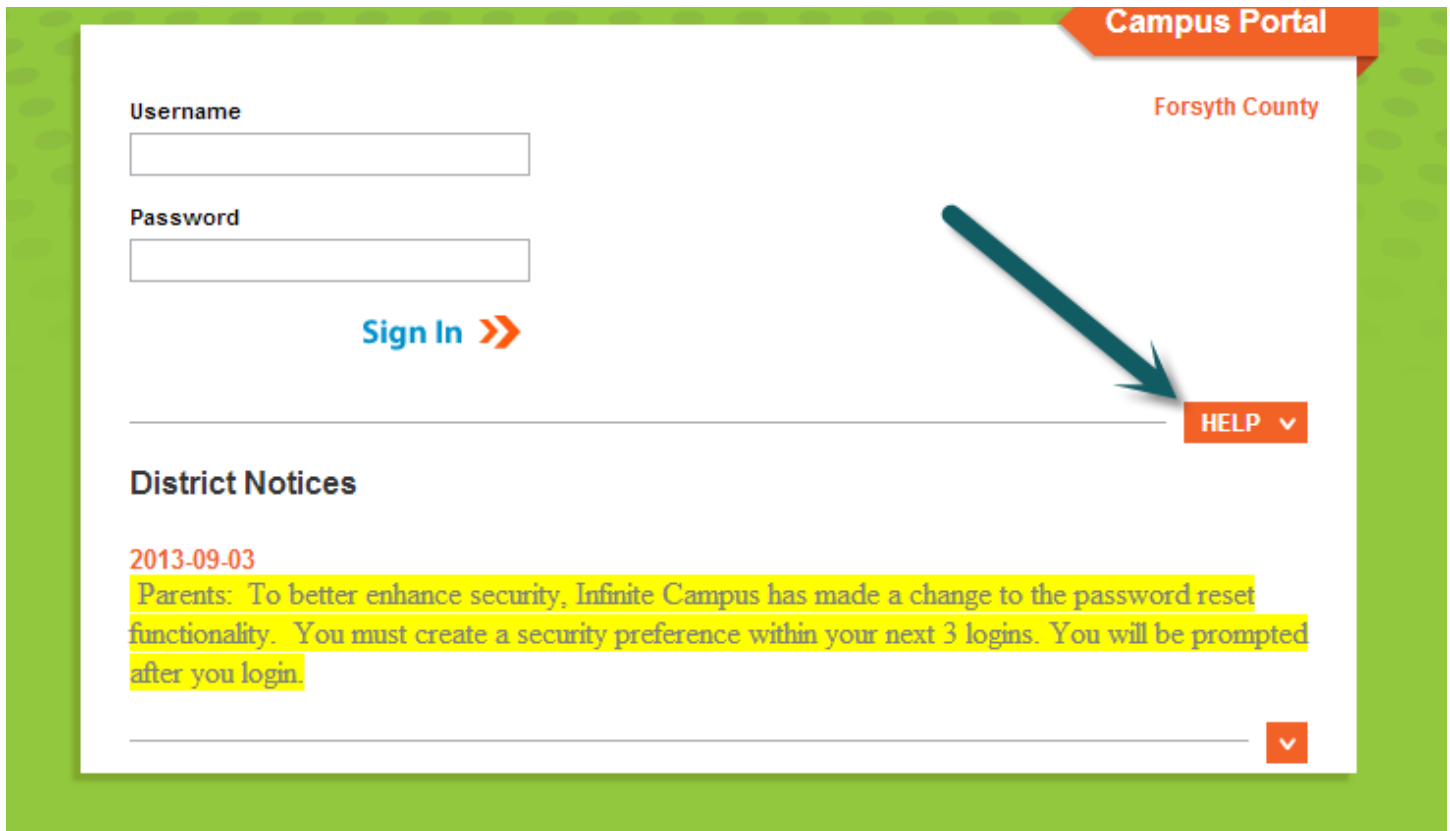
US English

Save

If you can't remember your username and/or password click on the

HELP ▾

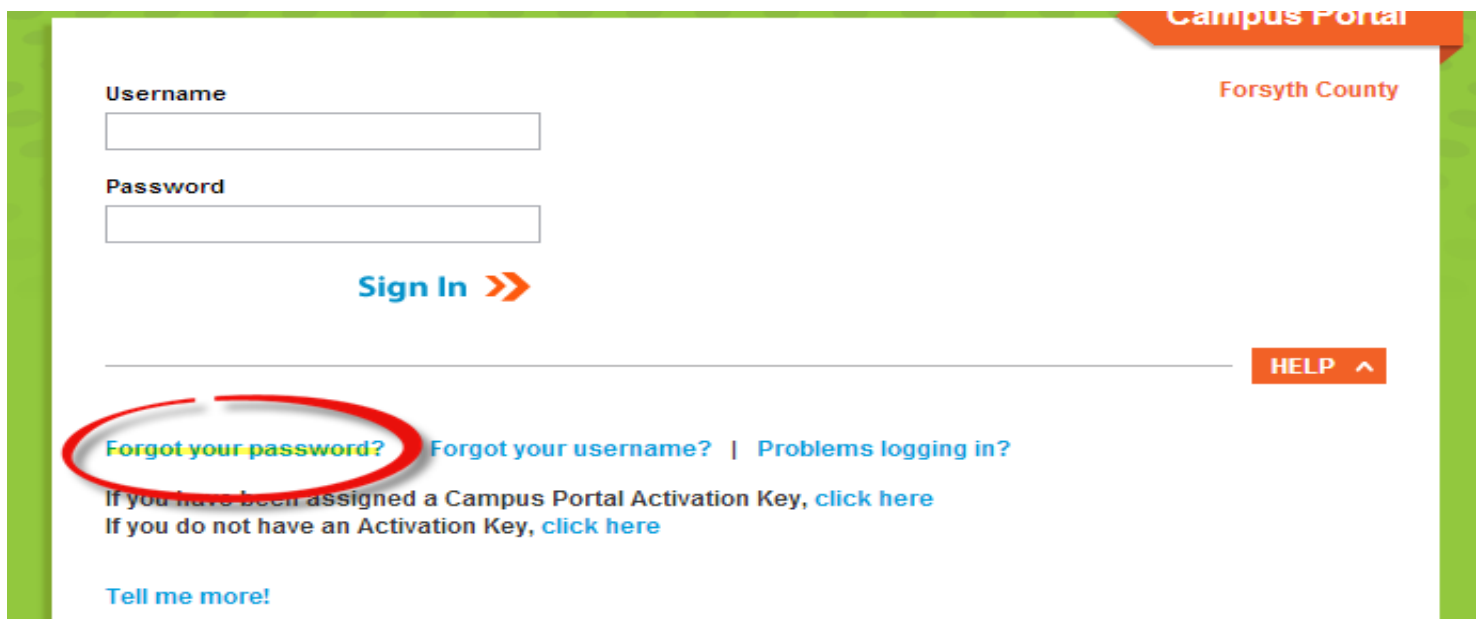
button.



The screenshot shows the Campus Portal login interface. At the top right, there is a red banner with "Campus Portal" and "Forsyth County" below it. On the left, there are input fields for "Username" and "Password", followed by a blue "Sign In" button with two orange arrows. A teal arrow points from the "Sign In" button area down to a red "HELP ▾" button located on the right side of the page. Below the login fields, there is a section titled "District Notices" with a date "2013-09-03" and a message about password reset functionality. A red "HELP ▾" button is also visible at the bottom right of the notice section.

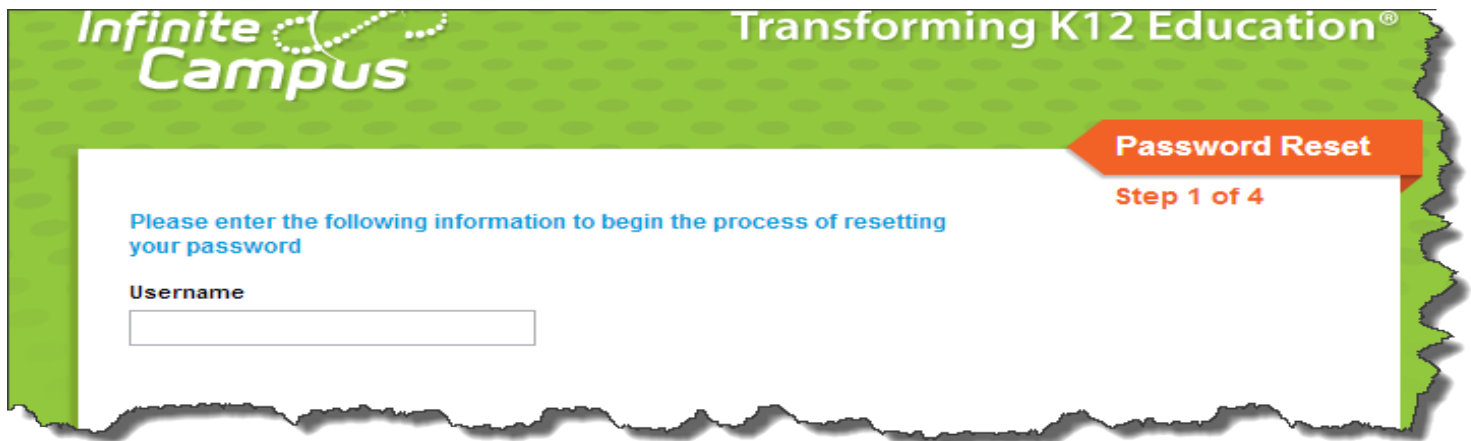
Click on Forgot your password? OR Forgot your username?

If this option doesn't work you must go to your child's school or the Registration Center (Office Hours: Monday-Friday 8:00-12:00 or 1:30-4:30-Closed 12:00-1:30 daily) with your picture ID to have your account reset.



This screenshot shows the same Campus Portal login page, but with additional links at the bottom. The "Forgot your password?" link is circled in red. Below the login fields, there is a blue "Sign In" button with two orange arrows. A red "HELP ▲" button is located on the right side of the page. At the bottom, there are three links: "Forgot your password?", "Forgot your username?", and "Problems logging in?". Below these links, there are two lines of text: "If you have been assigned a Campus Portal Activation Key, click here" and "If you do not have an Activation Key, click here". At the very bottom, there is a link "Tell me more!".

Enter your username



The screenshot shows the 'Infinite Campus' logo on the left and 'Transforming K12 Education®' on the right, both in white text on a green background. Below the logo, the text 'Please enter the following information to begin the process of resetting your password' is displayed in blue. Underneath, the label 'Username' is followed by a white text input field. On the right side of the form, an orange arrow points to the text 'Password Reset' and 'Step 1 of 4'.

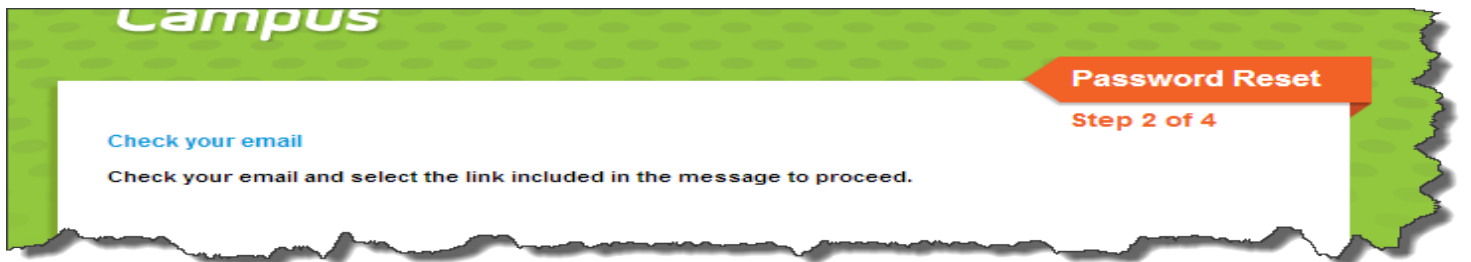
Infinite Campus Transforming K12 Education®

Please enter the following information to begin the process of resetting your password

Username

Password Reset
Step 1 of 4

Check email on records for link to reset



The screenshot shows the 'Infinite Campus' logo on the left and 'Transforming K12 Education®' on the right, both in white text on a green background. Below the logo, the text 'Check your email' is displayed in blue. Underneath, the text 'Check your email and select the link included in the message to proceed.' is displayed in black. On the right side of the form, an orange arrow points to the text 'Password Reset' and 'Step 2 of 4'.

Infinite Campus Transforming K12 Education®

Check your email

Check your email and select the link included in the message to proceed.

Password Reset
Step 2 of 4

Please contact Chevi Green at registration@forsyth.k12.ga.us or 678-947-0863, ext 312252 if you have questions or need further assistance with Parent Portal.



To access itslearning, please go to: www.forsyth.k12.ga.us
Click on itslearning under Quick Links

Once you have established your Parent Portal account, please follow Step 3 on the itslearning webpage.

Please click on Parent Login Support. This will initiate an email to a staff member to complete your itslearning account activation process. Upon activation you will receive an email to reset your itslearning password.

Please contact Mike Champion at mchampion@forsyth.k12.ga.us or 678-947-0863, ext 312253 if you have any questions or need further assistance with itslearning.